

GIB AM European Focus Fund I2

Article 8 / SFDR

Marketing Communications



Portfolio Manager
Matthew Kates

Investment Objective

The GIB AM European Focus Fund aims to outperform the MSCI Europe Index over the long-term by identifying and investing in a group of world-class, European companies that, in the manager's view, demonstrate consistently strong qualitative (vision, purpose & values) and quantitative characteristics (returns on capital & free cash flow per share growth). Central to this investment approach is a fundamental focus on corporate culture as a source of competitive advantage.

The Fund is actively managed. The MSCI Europe Index serves only as an indicator for assessing the Fund's performance. The Investment Manager's discretion in constructing the portfolio is not limited to, or constrained by, the constituents of the MSCI Europe Index.

Key Facts as at 30 November 2024

Fund AUM	€27.8m
Holdings	31
Benchmark	MSCI Europe Index
Fund Launch Date	18 January 2023
Management Company	Amundi Ireland Ltd
Custodian	Société Générale S.A., Dublin
Share Class	I2 (C)
Base Currency	EUR
Fund Type	UCITS
Domicile	Ireland
ISIN	IE000JDMSUV4
Bloomberg	GIBEFFI ID Equity
SFDR	Article 8

Fund Fees

Minimum Investment	€500k
Annual Management Fee	0.75%
Ongoing Charge Figure	0.95%

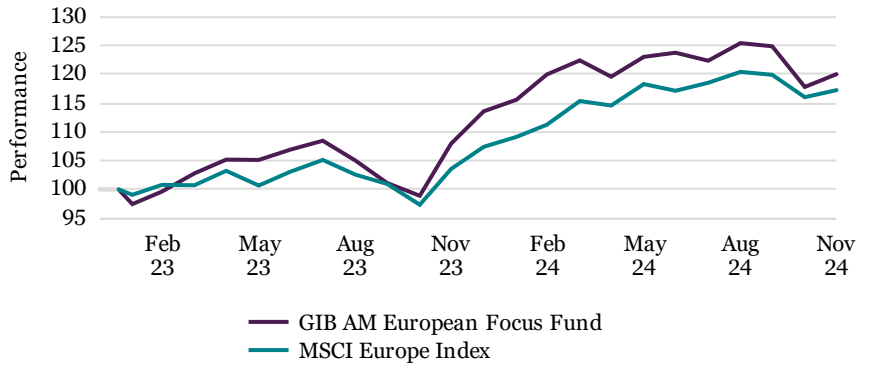
Please refer to the last page of the document for all associated Fund fees.

Contact

Email:	info@gibam.com
Telephone:	+44 207 259 3456
Website:	https://gibam.com

Performance Since Inception

Past performance does not predict future returns.



Performance (%)

	1 m	3 m	6 m	YTD	1 Yr	SI Cum.*	SI Ann.*
Fund (I2 share class)	1.87	(4.29)	(2.45)	5.66	11.15	20.00	10.25
Benchmark	1.06	(2.66)	(0.92)	9.13	13.17	17.21	8.87
Excess Return (Net)	0.81	(1.63)	(1.54)	(3.46)	(2.02)	2.79	1.38
Morningstar Quartile Ranking	2	2	2	2	2	1	1

* Since Inception - 18 January 2023. Performance is NET of fees. Morningstar Universe: Europe Large Cap Growth Equity

Risk and Impact Metrics

	Fund
Active Share (%)	86.0
Portfolio Beta*	1.0
Portfolio Volatility (%)*	16.0
Tracking Error (%)*	4.6
Information Ratio (S.I.)	0.3
Weighted Average Carbon Intensity (%)**	(88.7)

All data points are ex post unless stated. *ex ante **Source: MSCI

Risks



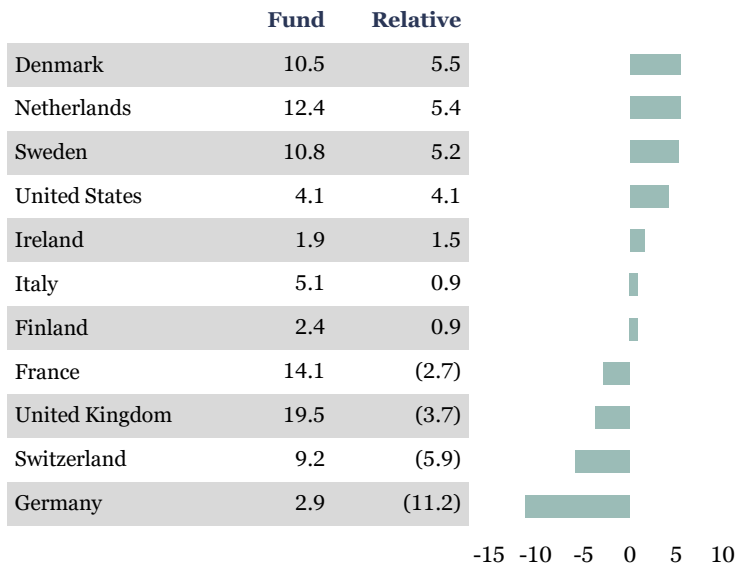
The risk indicator assumes you keep the product for 5 years. The summary risk indicator is a guide to the level of risk of this product compared to other products. It shows how likely it is that the product will lose money because of movement in the markets or because we are not able to pay you.

The SRI represents the risk and return profile as presented in the PRIIPS Key Information Document (KID). The lowest category does not imply that there is no risk. The SRI is not guaranteed and may change over time. Please refer to the Prospectus for complete information on the investment policy, objectives and strategy of the Fund. All investments involve risks. The risk information in this document is intended to give an idea of the main risks associated with this fund. Any of these risks could negatively impact the value of the fund. Please refer to the Prospectus and PRIIPS KID available at www.gibam.com for further information on risks.

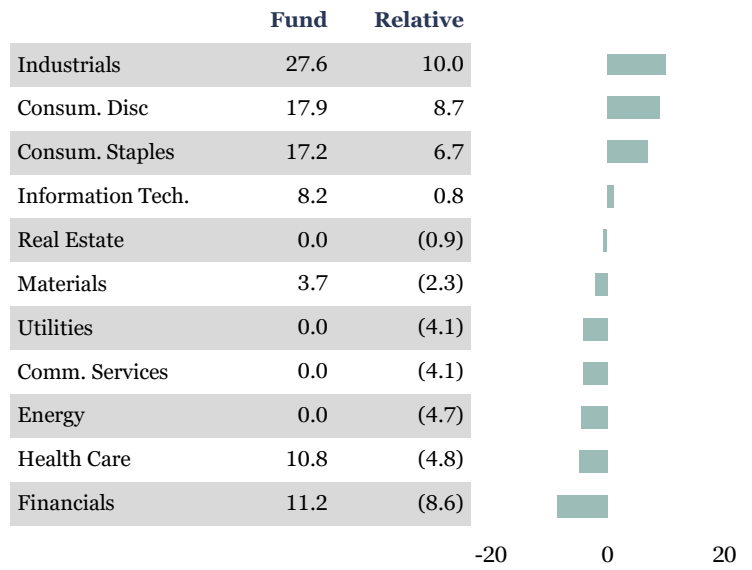
Investors should be aware there is no guarantee that the Sub-Fund will achieve its investment objective.

Main risks: equity risks, efficient portfolio management risks, financial markets and regulatory change, sustainable investment risk, volatility risk, concentration risk, depositary risk, emerging market risk.

Country Relative Weights



Sector Relative Weights



Top Ten Holdings (%)

	Fund
Novo Nordisk A/S B	6.3
ASML Holding NV	5.7
Unilever Plc	4.3
Atlas Copco AB B Shs	4.2
Partners Group Holding AG	4.1
Costco Wholesale Corp	4.1
LVMH Moet Hennessy Louis Vuitton	4.1
London Stock Exchange Group PLC	4.0
Wolters Kluwer NV	3.9
L'Oreal SA	3.8
Total	44.5

Market Cap

	Fund	Benchmark
€1bn - 10bn (%)	17.2	7.0
More Than €10bn (%)	79.3	93.0
Cash (%)	3.5	0.0
Weighted Average Mcap € (bn)	116.1	101.4

Fund Characteristics

	Fund	Benchmark
Return on Invested Capital (%)*	22.0	11.7
Sales Growth (%)**	12.3	7.9
Free Cash Flow Yield (%)	3.5	5.8
Net Debt/EBITDA (x)	0.7	1.0

Source: Bloomberg & GIB AM
*5 year average **5 year CAGR

Available Share Classes

Share Class	ISIN	Base Currency	Management Fee	Admin Fee (Max)	Transaction Costs	Entry/Exit Fee	Performance Fee	Minimum Initial Investment	Income
I2	IE000JDMSUV4	EUR	0.75%		0.28%*	None	None	€500k	Acc/Dist.
SE	IE000C5BYLJ0	EUR	0.60%					€500k	Acc/Dist.

*0.28% of the value of your investment per year. This is an estimate of the costs incurred when we buy and sell the underlying investments for the product. The actual amount will vary. The Class SE shares are available for subscription until: (i) assets of USD \$100,000,000 (or currency equivalent) in Class SE shares have been reached, or (ii) until such a time as determined by the Directors in their absolute discretion, after which the Class SE shares will be closed for subscription from new investors. Once assets of USD \$100,000,000 (or currency equivalent) are reached in the Class SE shares, additional subscriptions from existing shareholders of Class SE shares may be subject to limits agreed with the Investment Manager.

Breakdowns are as of 30 November 2024. The Portfolio is actively managed. Sector and country allocations will vary over other periods and do not reflect a commitment to an investment policy or sector. Portfolio holdings should not be considered as a recommendation to buy or sell individual securities and are subject to risk. Individual figures may not total due to rounding. For more product-specific information, please refer to the Sustainable Investing section of the [Prospectus](#). The Fund does not invest in securities that qualify as environmentally sustainable under EU Taxonomy.

Source for all data Dimension / MSCI / Bloomberg as at 30 November 2024.

Article 8 strategies promote social and/or environmental characteristics, but does not have sustainable investing as a core objective. The sub-Fund promotes E/S characteristics but does not make any sustainable investments as defined by the Disclosure Regulations. For full details please refer to the Pre-Contractual Disclosure available on page 12 of the supplement.

Note: The Internal Guidelines referenced do not necessarily represent prospectus/statutory limitations. These internal guidelines are used as guidance in the daily management of the portfolio's investments. These guidelines are subject to change and should not be relied upon as a long term view of the portfolio's exposures, limitations and/or risks.

For Professional Investors Only. This fund factsheet has been prepared and is issued by GIB Asset Management, a trading name of Gulf International Bank (UK) Ltd (GIB UK) which is authorised by the Prudential Regulatory Authority (PRA) and regulated by the Financial Conduct Authority and PRA. Registered in England: 01223938. This document is not aimed for distribution in any jurisdiction where it is unlawful to do so, and may not be reproduced or disclosed in whole or in part to any other person without GIB UK's prior written consent. This document is not an offer, or solicitation, to purchase any product or service rendered by GIB UK and is not directed at Retail Clients in the European Economic Area. Some of the portfolio's investments may be relatively illiquid, bringing potential difficulties in valuing and disposing of such investments. Proper information for determining their value or the risks to which they are exposed may also not be available. The movement of exchange rates may have an effect, unfavourable as well as favourable, on the gain or loss otherwise experienced on the investments contained within the portfolio. The value of investments may fall as well as rise, and there can be no guarantee that investors will receive back the amount originally invested. Past performance is not a reliable indicator of future results. Equity investments should always be considered as long term. Investors should not purchase the Fund referred to in this document except on the basis of information contained in the Fund's Prospectus. Nothing contained in this document constitutes investment, legal, tax or other advice and it is not to be relied on in making an investment or other decision. You should obtain relevant and specific professional advice before making any investment decision. The Fund's prospectus and Key Investor Information Document (KIID) are available from www.gibam.com or direct from GIB Asset Management. A summary of information about investors rights and collective redress mechanisms can be found in English on the governance page here.

Past performance is not a reliable guide to future performance. The value of your investment may go down as well as up. If you invest in this fund you may lose some or all the money you invest. This fund may be affected by changes in currency exchange rates. The management company of GIB AM European Focus Fund a sub-fund of is Amundi Ireland Ltd, 1 George's Quay Plaza, George's Quay, Dublin 2, Ireland. Please note that the management company may de-notify arrangements made for marketing as regards shares of the fund in a Member State of the EU in respect of which it has made a notification. Amundi Ireland Ltd is authorised and regulated by the Central Bank of Ireland.